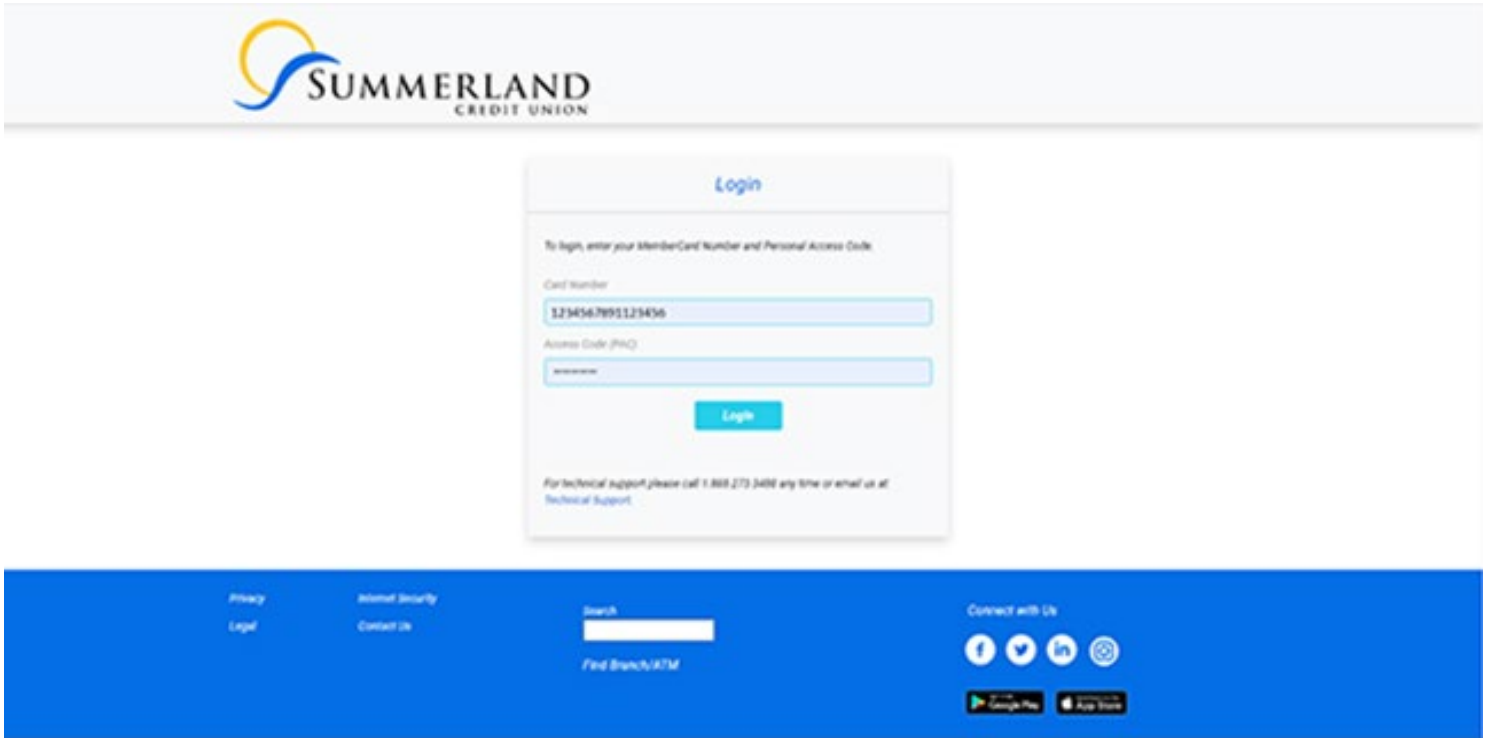


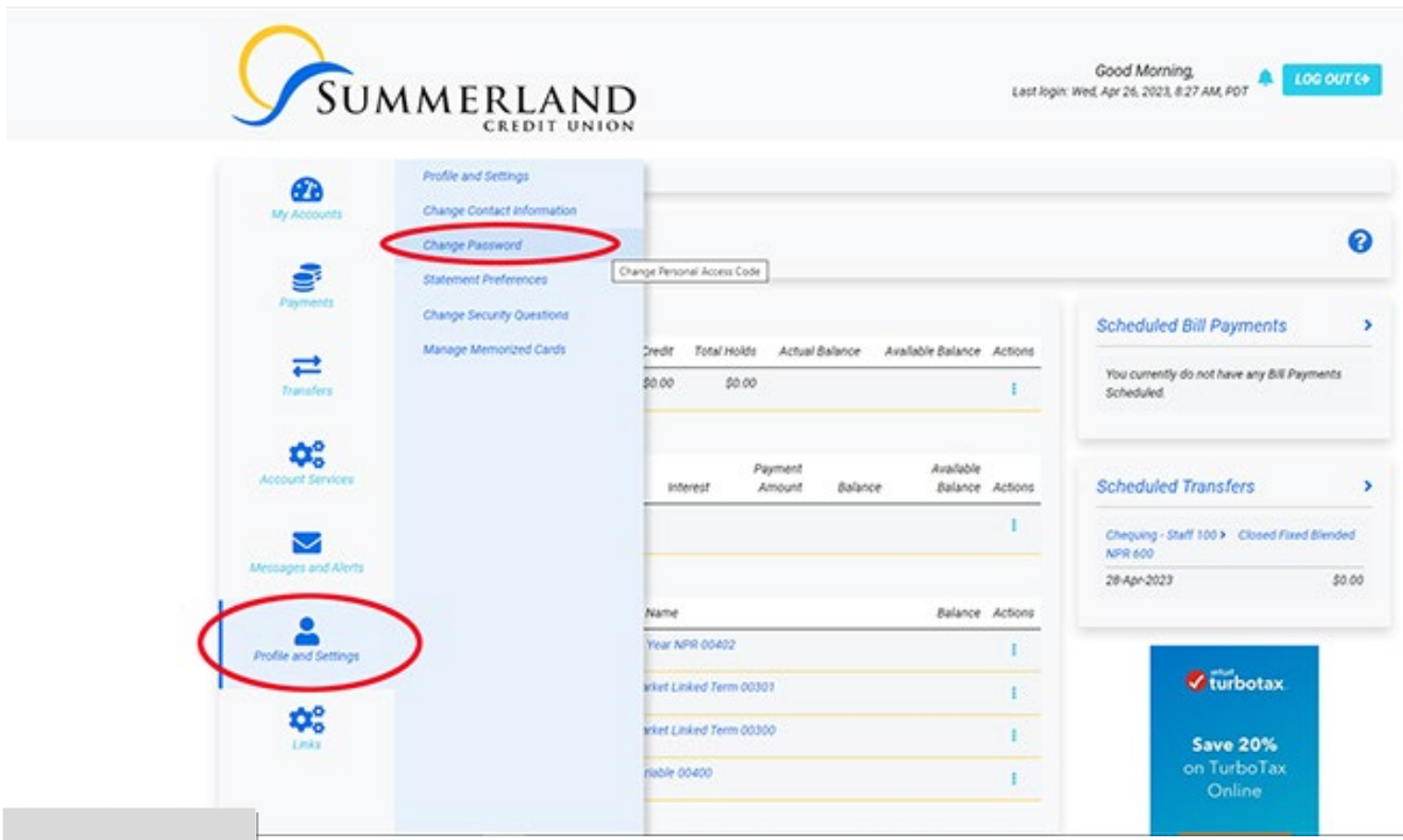
PAC – CHANGE PASSWORD WITHIN ONLINE BANKING

STEP 1 – Login to Online Banking



The image shows the Summerland Credit Union login page. At the top left is the Summerland Credit Union logo. The main content is a white login box with the title "Login". Below the title, it says "To login, enter your MemberCard Number and Personal Access Code." There are two input fields: "Card Number" with the value "1234567891123456" and "Access Code (PIN)" with the value "123456". A blue "Login" button is centered below the fields. At the bottom of the login box, it says "For technical support please call 1.800.273.3488 any time or email us at Technical Support". Below the login box is a blue footer bar with links for "Privacy", "Internet Security", "Legal", and "Contact Us". There is a search bar, a "Find Branch/ATM" link, and social media icons for Facebook, Twitter, LinkedIn, and YouTube. There are also icons for the Google Play and App Store.

STEP 2 – Navigate to Profile and Settings Tab



The image shows the Summerland Credit Union Profile and Settings page. At the top left is the Summerland Credit Union logo. At the top right, it says "Good Morning," "Last login: Wed, Apr 26, 2023, 8:27 AM, PDT", and a "LOG OUT" button. The main content is a light blue sidebar with icons for "My Accounts", "Payments", "Transfers", "Account Services", "Messages and Alerts", "Profile and Settings", and "Links". The "Profile and Settings" icon is circled in red. To the right of the sidebar is a "Profile and Settings" menu with options: "Change Contact Information", "Change Password" (circled in red), "Statement Preferences", "Change Security Questions", and "Manage Memorized Cards". Below the menu is a "Change Personal Access Code" button. The main content area shows a table of accounts with columns for "Credit", "Total Holds", "Actual Balance", "Available Balance", and "Actions". There are also sections for "Scheduled Bill Payments" and "Scheduled Transfers". At the bottom right, there is a "turbotax" logo and a "Save 20% on TurboTax Online" offer.

Credit	Total Holds	Actual Balance	Available Balance	Actions
\$0.00	\$0.00			

Interest	Payment Amount	Balance	Available Balance	Actions

Name	Balance	Actions
Year NPR 00402		
Market Linked Term 00301		
Market Linked Term 00300		
Variable 00400		

STEP 3 – Enter Current Personal Access Code (PAC)

SUMMERLAND CREDIT UNION

Good Morning, [User Name]
Last login: Wed, Apr 26, 2023, 8:27 AM, PDT [LOG OUT](#)

Online Banking > Profile and Settings > Change Password

Change Personal Access Code (PAC)

Please note - your new PAC will need to be between 9 to 30 characters in length and contain a combination of at least one of each of the following: capital letters, lowercase letters, numbers, and special characters. The only mutually accepted special characters are: - , # : ? ! () ' / @ \$!

Please Remember: Do not use weak passwords such as patterns, sequences, telephone numbers or dates such as birth year, birthdays etc. Make your password unique, difficult to guess, and be sure to use a different password for each of your important accounts.

If you're having difficulty resetting your PAC, please call our Contact Centre at 250-494-7181.

Current PAC:

New PAC:

Verify New PAC:

[Cancel](#) [Submit](#)

STEP 3B – Memorized Current PAC will Automatically Prefill (and can be viewed by clicking show/hide button)

SUMMERLAND CREDIT UNION

Good Morning, [User Name]
Last login: Wed, Apr 26, 2023, 8:27 AM, PDT [LOG OUT](#)

Online Banking > Profile and Settings > Change Password

Change Personal Access Code (PAC)

Please note - your new PAC will need to be between 9 to 30 characters in length and contain a combination of at least one of each of the following: capital letters, lowercase letters, numbers, and special characters. The only mutually accepted special characters are: - , # : ? ! () ' / @ \$!

Please Remember: Do not use weak passwords such as patterns, sequences, telephone numbers or dates such as birth year, birthdays etc. Make your password unique, difficult to guess, and be sure to use a different password for each of your important accounts.

If you're having difficulty resetting your PAC, please call our Contact Centre at 250-494-7181.


Current PAC: [Reveal password](#)

New PAC:

Verify New PAC:

[Cancel](#) [Submit](#)

STEP 4 – Enter New Personal Access Code (PAC) and Verify New PAC



Good Morning,
Last login: Wed, Apr 26, 2023, 8:27 AM, PDT [LOG OUT](#)

Online Banking > Profile and Settings > Change Password

Change Personal Access Code (PAC)

Please note - your new PAC will need to be between 9 to 30 characters in length and contain a combination of at least one of each of the following: capital letters, lowercase letters, numbers, and special characters. The only mutually accepted special characters are: - , # : ? | () ' / @ \$!

Please Remember: Do not use weak passwords such as patterns, sequences, telephone numbers or dates such as birth year, birthdays etc. Make your password unique, difficult to guess, and be sure to use a different password for each of your important accounts.

If you're having difficulty resetting your PAC, please call our Contact Centre at 250-494-7181.


Current PAC

New PAC

Verify New PAC

[Cancel](#) [Submit](#)

STEP 5 – PAC Change Confirmation Complete



Good Morning,
Last login: Wed, Apr 26, 2023, 8:27 AM, PDT [LOG OUT](#)

Online Banking > Profile and Settings > Change Password

Change Personal Access Code (PAC) - Receipt

[Go to My Accounts](#) [Print Receipt](#)

Success

Member Card Number 1234567891123456 Date **Wednesday, April 26, 2023**

You have successfully changed your Personal Access Code (PAC).

Concerned about security? [Get Alerts](#)